



Real Science. Real Solutions.

[Back to Research](#)

Qualified Researchers Please Call: 800.341.7458

VFT Targeted Infusing Method Demonstrates its Ability to Hit
the Mark in Landmark Study Investigating Acupuncture Stimulation

Research Conducted by Joie P. Jones, University of CA, Irvine 2003

MRI, the most sensitive imaging instrument in the world, registered the effect in the visual cortex of stimulating Acupoint BL67 (the acupoint associated with vision) with needles or ultrasound, verifying the existence of the meridian system as a unique energetic network in the human body.

- According to Traditional Chinese medicine, the bladder meridian point BL67 located on the outside of the small toe is responsible for the vision center, the visual cortex.
- A landmark study in 2003 conducted by Joie P. Jones and his colleagues demonstrated that stimulating this acupoint stimulates the visual cortex. The surprising finding was that it stimulated it 200 times faster than flashing a light directly into the eyes.
- This amazing experiment was repeated using VFT infused oil targeted specifically to influence the bladder meridian. The oil stimulated the acupuncture meridian point BL67 as effectively as the use of needles when measured using MRI testing on the visual cortex.
- Infused oil applied to random points on the outside of the foot produced no localized effects on the visual cortex.

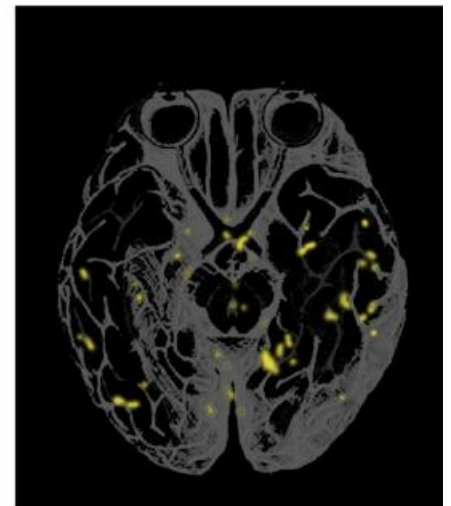
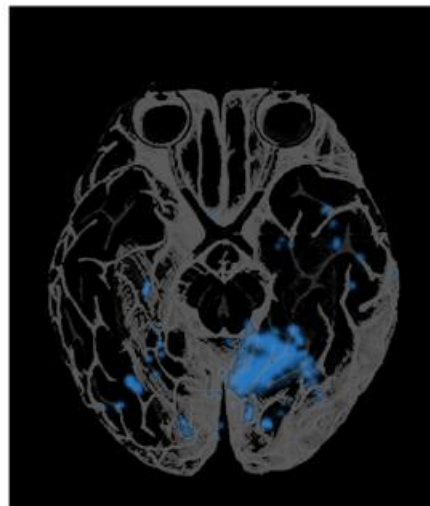
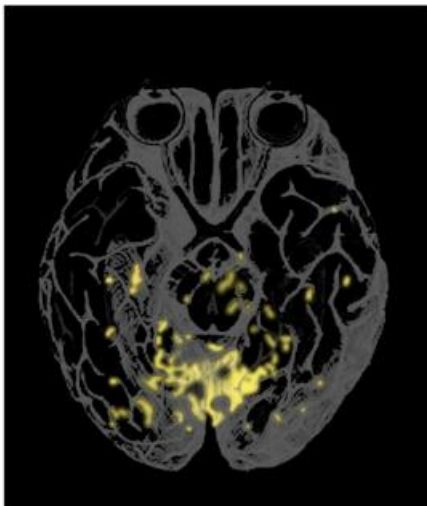
Fig. A – Flashing a light into the eyes causes excitation of the visual cortex.

Fig. B - Specific, targeted energies created by VFT and infused in oil, when applied to Acupoint BL67 stimulated the visual cortex as register by MRI. Stimulating BL67 sends a signal to the vision center in the brain 200 times faster than flashing a light directly into the eyes.

Fig. C - Infused oil applied to random points on the outside of the foot produced no localized effect on the visual cortex.

MRI view of skull from above

Front of Head



Back of Head / Visual Cortex

Figure A Excitation of the visual cortex by flashing a light in the eyes

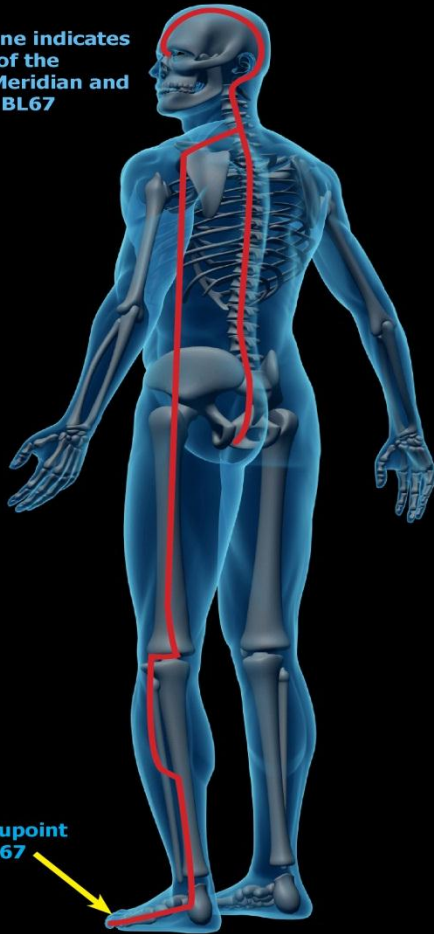
Figure B Excitation of the visual cortex by energy imprint in oil applied to acupoint BL67

Figure C Energy imprint in oil applied to random locations on the outside of the foot show no influence

When a light is flashed into the eyes the visual cortex is stimulated.



The red line indicates the path of the Bladder Meridian and Acupoint BL67



Stimulation of the Bladder Meridian Acupoint BL64 with VFT infused oil targeted to influence the bladder meridian produced an effect in the visual cortex of the brain 200 times faster than flashing a light into the eyes.



[Back to Research](#)

© 2013 by Energy Tools International, LLC. All rights reserved. No part of this information may be reproduced in any form, by any means, without permission in writing from Energy Tools International, LLC.

Learn more at: <http://vitalforcetechnology.energytoolsint.com/results/research/acupuncture>